



Collin County Deed Search Information 1843-1963

Written for the **Heritage Association of Frisco** by Vickie Burns

If you are searching for land deeds of your ancestors that lived in Collin County, Texas, then this document may be of help to you.

1. Go to: <https://ccrecords.collincountytx.gov/>



2. Click on Register in the top center of this screen. (You may skip this step if you already have registered on this site.) This will give you the different options you have for subscriptions.

Available Subscriptions

The available subscriptions for Collin County are listed below. Please select a subscription to begin the registration process.

	Free Access	Pay-As-You-Go	Unlimited Official Access
Data and Image Access			
Unlimited Searching	✓	✓	✓
Available Records	1973 - Present	1973 - Present	1973 - Present
Included Image Options	Unlimited Official Images	Unlimited Unofficial Images	Unlimited Official Images
Max Results Per Page	100	100	500
Max Results Per Search	500	Unlimited	Unlimited
Features			
Full Field Text Searching		✓	✓
Faceting		✓	✓



3. Most people select the \$0 a month that lets you pay only for the documents that you download. This is the Pay as you go option. Click on “Select Subscription” for the one that you want.

ure | ccrecords.collincountytx.gov/subscriptions.html

Dashboards			✓
Document Chaining			✓
Cost			
Official Image Purchasing	Not Available	\$1 Per Page + \$.50 Per Page Convenience Fee (\$1 minimum)	Free with Subscription
Individual Subscription Cost	Free Go To Site !	\$0 per month Select Subscription	\$250 per month Select Subscription
Firm Subscription Cost	N/A	N/A	\$625 per month Up to 5 users Select Subscription
	N/A	N/A	\$1,100 per month Up to 10 users Select Subscription
	N/A	N/A	\$2,000 per month Up to 25 users Select Subscription

4. Fill in your personal information.

it secure | ccrecords.collincountytx.gov/ailis/publicSignUp.admin?selsub=18

E-Mail:

Confirm E-Mail:

First Name:

Last Name:

Password:

Confirm Password:

Phone Number:

Select Site:

Select Subscription:

Terms Agreement: ☒ I decline.
☐ I agree to the [Site Terms of Use](#)

By selecting 'I Agree' above you are agreeing to the ROAM Terms and Conditions.

RESET

SIGN UP!

prote
Privac

5. On the right side of screen, make sure the ‘Select Site’ has Collin County selected.

Select Site: Collin County

Select Subscription:

- City of Cranston
- King George County
- Arlington County
- Sussex County
- Guadalupe County
- Comal County
- Dallas County
- City of Virginia Beach
- Rockwall County
- Collin County**
- Hanover County
- St. Charles County
- Smith County

6. Make sure you have the correct subscription selected. Click on “I agree” then click on Sign Up. Follow the directions in the Activation email that will be sent to you.

ccrecords.collincountytx.gov/ailis/publicSignUp.admin?selsub=18

E-Mail:

Confirm E-Mail:

First Name:

Last Name:

Password:

Confirm Password:

Phone Number:

Select Site: Collin County

Select Subscription: Select a Subscription

Select a Subscription

- Pay as You Go (\$1.50 a page, minimum \$2 per document) with Image Preview (fi
- (Single User) Monthly Official Unlimited Record Access (\$250 Every Month)
- (2-5 Users) Monthly Official Unlimited Record Access (\$625 Every Month)
- (6-10 Users) Monthly Official Unlimited Record Access (\$1100 Every Month)
- (11-25 Users) Monthly Official Unlimited Record Access (\$2000 Every Month)

Terms Agreement: ☒ I decline.

☐ I agree to the [Site Terms of Use](#)

By selecting 'I Agree' above you are agreeing to the ROAM Terms and Conditions.


RESET SIGN UP!

protected by reCAPTCHA


Privacy Terms

7. Once your account is set up and you have logged in, you may use the same log in information to select other sites. They are adding new sites all the time so check back often.

8. Once you are logged in, you will see this basic screen. This document is only about Deed searches and will concentrate on **Historical Index Records** and **Historical Book Records**.


 FRISCO
 HERITAGE
 ASSOCIATION

[OPR](#)
[Marriage Records](#)
[Historical Index Records](#)
[Historical Book Records](#)
[Submit Marriage Application](#)
[File Assumed Name](#)
[ROAM Help](#)
[Shopping cart is Empty](#)
[vickie.burns22@gmail.com](#)



 Sort By : Instrument : High to Low
[Search](#) [Phonetic Search](#)

Results: [Multiple](#) | [Single](#)
 Mode: [PC](#) | [Mobile](#) | [Tablet](#)
All Records Verified Through: 05/10/2021

Collin OPR Results 1 - 0 of 0 for . (0.00 seconds)

▼ Recent Searches
 1. [help&lq=](#)
[\[Clear\]](#)

No Results Found!

9. Click on Historical Index Records. Before you can find a deed, you need to find the book/volume and page number. These are found by searching the index. You may search by Grantor (Seller) or Grantee (Buyer).

[Historical Index Records](#)
[Historical Book Records](#)
[Submit Marriage Application](#)
[File Assumed Name](#)
[Dashboard](#)
[ROAM Help](#)
[Shopping cart is](#)

Book Type: DEED INDEX - GRANTEE ▼
 Book Name: 1935 ▼
 Index Name: L-R ▼

Select a Book Type
 DEED INDEX - GRANTOR
 DEED INDEX - GRANTEE

[Search](#)
[Clear](#)

No Results Found!

10. Next, select the year range you are searching for. Please note that 1935 means 1935-1949, 1950 means 1950-1960, 1961 means 1961-1967 and 1967 means 1967-1972. See Collin

County Deed Search 1963 to Present Document for dates after 1963.

[Historical Book Records](#)
[Application](#)
[File Assumed Name](#)
[Dashboard](#)
[RC](#)

Type: **DEED INDEX - GRANTEE** Book Name: **1935** Index N

Search

Select a Book Name
 1846-1911
 1911-1934
 1950
 1935
 1961
 1967
 1972

No Results

11. Now you select the Letter of the Last name of the person you are looking for.

[Dashboard](#)
[ROAM Help](#)
[Shopping cart is Em](#)

Index Name: Select a Index Name

Select a Index Name
 L-R
 A-D
 E-K
 S-Z

12. I am looking for Davis, from 1950-1960 and this is what came up. You will see page numbers listed as SUB(X) where X is a number. SUB1 is usually at title page for the book. These SUB pages will tell you what page a particular name is on. You need to look at these pages first.



Results 1 - 75 of 484 for Booktype:"DEED INDEX - GRANTEE" AND BookName:"1950" AND IndexName:"A-D"					
Booktype	BookName	IndexName	Page	Image	
DEED INDEX - GRANTEE	1950	A-D	SUB2	View Image	
DEED INDEX - GRANTEE	1950	A-D	2	View Image	
DEED INDEX - GRANTEE	1950	A-D	1	View Image	
DEED INDEX - GRANTEE	1950	A-D	2	View Image	
DEED INDEX - GRANTEE	1950	A-D	4	View Image	
DEED INDEX - GRANTEE	1950	A-D	4	View Image	
DEED INDEX - GRANTEE	1950	A-D	6	View Image	
DEED INDEX - GRANTEE	1950	A-D	7	View Image	
DEED INDEX - GRANTEE	1950	A-D	10	View Image	
DEED INDEX - GRANTEE	1950	A-D	12	View Image	
DEED INDEX - GRANTEE	1950	A-D	12	View Image	
DEED INDEX - GRANTEE	1950	A-D	14	View Image	
DEED INDEX - GRANTEE	1950	A-D	17	View Image	
DEED INDEX - GRANTEE	1950	A-D	18	View Image	
DEED INDEX - GRANTEE	1950	A-D	19	View Image	
DEED INDEX - GRANTEE	1950	A-D	20	View Image	
DEED INDEX - GRANTEE	1950	A-D	21	View Image	
DEED INDEX - GRANTEE	1950	A-D	23	View Image	
DEED INDEX - GRANTEE	1950	A-D	24	View Image	
DEED INDEX - GRANTEE	1950	A-D	24	View Image	
DEED INDEX - GRANTEE	1950	A-D	26	View Image	

13. I found the C-D index on SUB5 for this book. This tells me that I am looking for page 103. Please keep in mind that there are multiple page 103's. Common names with have their own pages.

		Cy Cy 11 Odd Names Beginning C not above classified 43	
Davis	103	Da Daa to Dal 45 Dam-Dan to Dar 47 Das-Dat-Dau-Dav 49 Daw to Day-Dax 49	
Davidson-Davison	105		
Dickens	147	De Dea to Dei 51 Dej-Dek-Del 53 Dem-Den 55 Deo-Dep-Deq-Der 57 Des to Dez 59 Dia to Dih 51	
Dickenson	147		
Dickerson	147		
Dickson	147		

Results per page: 1



17. Now we click on Historical Book Records, and type in 501 for the Volume and 377 for the page, and then click Search.

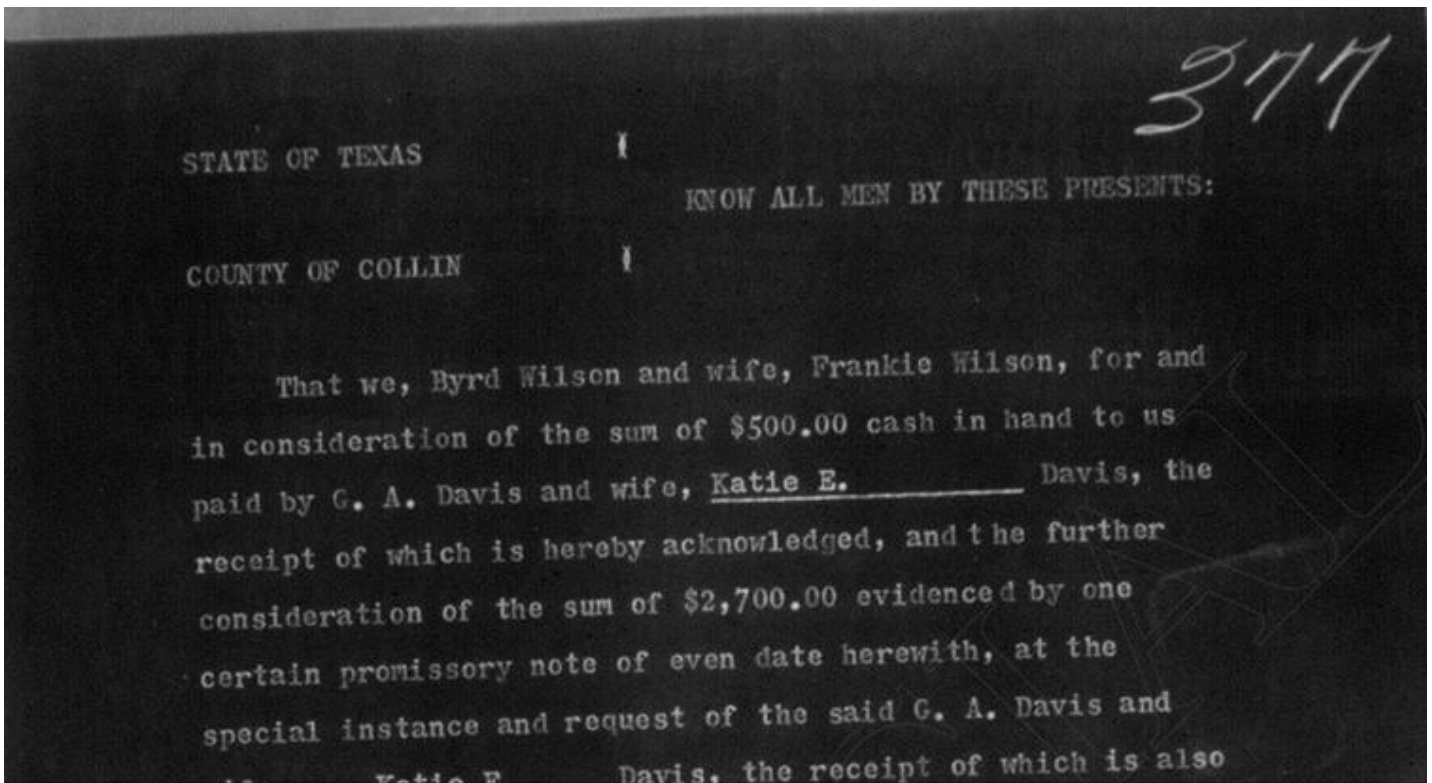
[OPR](#) [Marriage Records](#) [Historical Index Records](#) [Historical Book Records](#) [Submit Marriage Application](#) [File Assumed Name](#) [Dashboard](#) [KOA](#)

Book Type: Book : Page :

Historical Book Results 1 - 1 of 1 for H

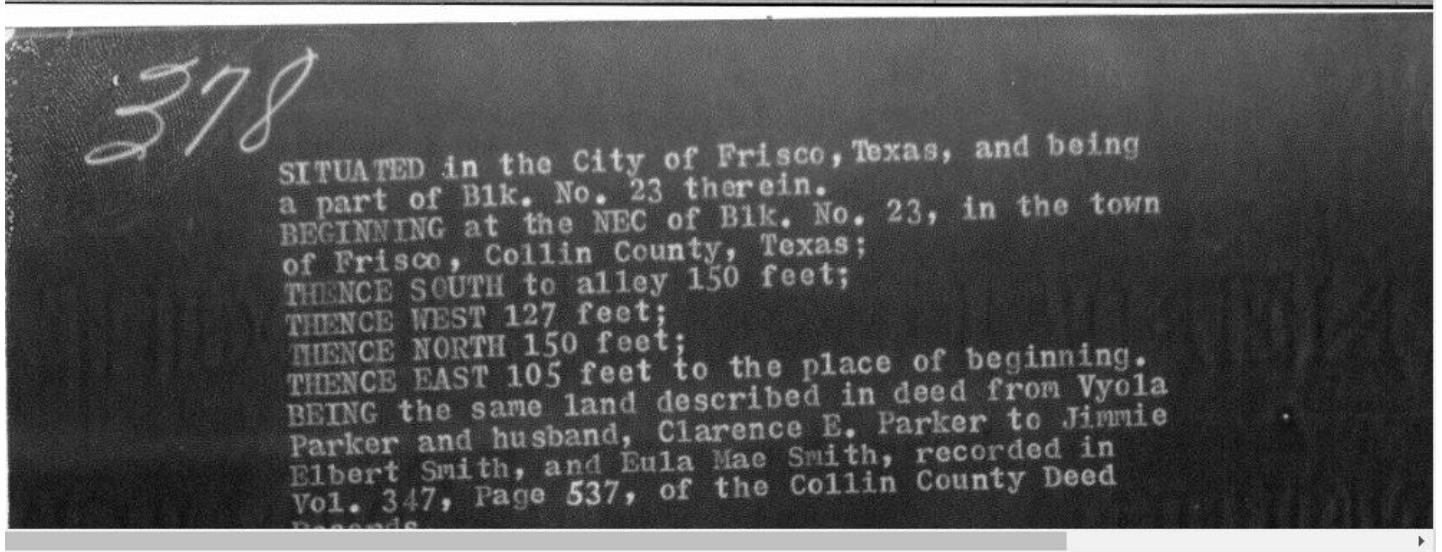
Book	Page	Image	Add to Cart
501	377	View Image	<input type="button" value="Add to Cart"/>

18. Click on View Image. You will be able to see this document. You will need to use the scroll bars on the right side of the screen to see the whole document.



19. In this case, this is a multi-page document and I am seeing only the first page. To save the document, click on Add to Cart. To get to the second page, you will have to go back to the Historical Book Records and again type in 501 for the Volume and 378 for the page number.

Repeat the process to view the image. To save this document, click on Add to Cart.



20. If you are done searching, Click on the Shopping Cart. Click on Checkout in order to obtain the documents. You will need to enter credit card information for purchase.

Review Shopping Cart
[Account Information](#) | [Logout \(vickie.burns22@gmail.com\)](#)

Product Id	Product Type	Certified Document	Page(s)	Total Amount	Comments	Action
501_378	DEED	No	1	\$2.00	<input type="text"/>	+ x
501_377	DEED	No	1	\$2.00	<input type="text"/>	+ x

Total Amount: \$4.00
SEARCH
CHECKOUT

Notice:

1. If you don't purchase the items in your shopping cart within 24 hours they will be removed.

2. Once purchased, you will have full access to the document(s) for 24 hours. You will need to repurchase after the time period has expired.

21. Please note that you do not have to purchase the documents. You can get plenty of information from the screen and just write down the information that you need. Always be sure to record the Volume and page numbers for reference.



22. This is intended to be an introduction to basic searches on this site. A more in-depth Genealogy Class on this site is in the works and a date for the class will be announced at a later date.

Written by Vickie Burns
Vickie.burns22@gmail.com